Vocational School of Health Services

TÜRKİYE CUMHURİYETİ'NİN YÜZÜNCÜ YILI

VSHS

MONTHLY NEWS AND EVENTS E-JOURNAL

ISSUE 47 NOVEMBER 2024



Vocational School of Health Services

TÜRKİYE CUMHURİYETİ'NİN YÜZÜNCÜ YILI



1881-193∞

With Longing, Gratitude, and Respect, We Commemorate!

Gazi M. Kemal

INDEX

4/ ABOUT US

5-8/ NEWS AND ANNOUNCEMENTS FROM IGU

9-11 / LEADERSHIP & GOVERNANCE & QUALITY

12- 14 / EDUCATION

15- 16 / RESEARCH AND DEVELOPMENT

17- 24/ SOCIAL CONTRIBUTION

ABOUT US

MISSION

Our purpose is to become experienced and productive in the health sector while staying committed to ethical and moral values and being able to produce science-based knowledge by serving the welfare of society. Our mission is to make efforts that add value to our homeland by researching, questioning, and working for the development of science and by educating self-confident individuals who will bring pride to our homeland.

VISION

Our vision is to become a health-related educational establishment equipped to work in medicine, compatible with the rapidly evolving scientific community and is open to growth and development.



HISTORY

Istanbul Gelisim University, Vocational School of Health Sciences was proposed at the General Assembly of Higher Education on September 12th, 2013 and ever since then VSHS has been providing education and training services for 40 programs (24 regular education, 16 secondary education) with 24 classrooms, 19 laboratories-workshops, and 134 academic staff; per subparagraph (d) of paragraph 2 of Article 7 of Law No. 2547.

ACHIEVEMENTS

IGU continues to maintain its place in the top 4!



International Success from IGU: 5 academicians were included in the list of "World's Most Influential Scientists"!



IGU is on the top in Webometrics World University Rankings!



SCImago 2024 results: IGU in the top 5 in research!



RUR 2024 results announced: IGU has risen 23 places in the overall ranking!



IGU is among the best universities in Europe!



shmyo@gelisim.edu.tr

THE BOOK "WOULD YOU LIKE TO WRITE YOUR OWN STORY?" HAS BEEN PUBLISHED.

Clinical psychologist Selin Kalabas, who teaches at Istanbul Gelisim University, has released a self-confidence-themed children's book, Kalabaş, which studies how children's confidence affects them and underlines the significance of encouraging autonomy.
Youngster develops self-confidence when they acknowledge and embrace their strengths, weaknesses, and personalities. A self-assured youngster does not continually look for other people's acceptance; instead, they accept themselves as they are. This promotes the child's inner contentment and tranquility.

The goal of Kalabas' book is to assist kids in realizing their potential. Our little protagonist's voyage of courage will encourage your kids to become more confident, which will improve their capacity for self-expression, trying new things, and overcoming obstacles.
Written especially for kids ages 4 and older, this narrative was created to help and encourage the growth of self-confidence.
The book, which has been praised by specialists in education, psychology, and literature, offers insightful information on children's emotional growth and helps develop self-confidence as a life skill at a young age. While showing how self-confidence may be fostered during the formative years, it provides children with a delightful reading experience.



NEWS AND ANNOUNCEMENTS





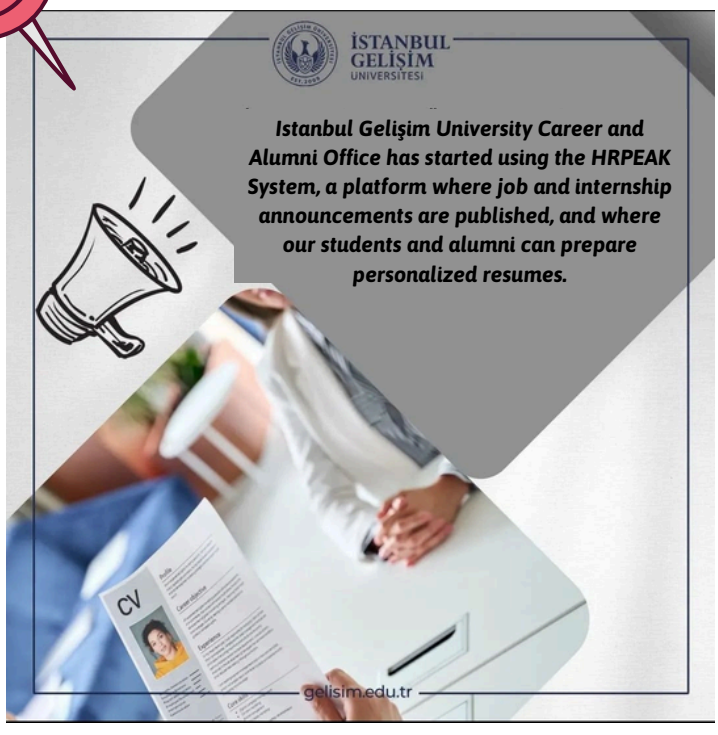



NEWS AND ANNOUNCEMENTS



The Graduate Tracking System (METSIS) has been established by Istanbul Gelişim University to monitor the current status of our alumni in terms of employment and post-graduation studies, as well as to generate statistical data. The institution established METSIS to improve ties with alumni and assist with job placement.

Graduates can sign up for a free membership at (https://metsis.gelisim.edu.tr/) and can update their profiles and follow job postings.

- Dr. Tuğçe Bilgiç has been appointed to the English Physiotherapy Program at the Vocational School of Health Services, Istanbul Gelişim University.
- Dr. Nazlı YÜCEOL has been appointed to the Medical Documentation and Secretarial Program at the Vocational School of Health Services, Istanbul Gelişim University.
- Dr. Sevinç Ümit has been appointed to the Electroneurophysiology Program at the Vocational School of Health Services, Istanbul Gelişim University.
- Optician Technician Derya KOSİF BAŞ has been appointed to the Social Media and Digital Media Team.

How do I become a member of METSİS?

1. Log in to metsis.gelisim.edu.tr platform.
2. Follow job announcements from the 'Open Positions' section.
3. Create an account from the 'New Candidate' section to apply for job announcements.
4. After creating your account, you can view job announcements from the 'Announcements' tab and apply for suitable positions.

LEADERSHIP & GOVERNANCE & QUALITY



- GOVERNANCE MODEL AND ADMINISTRATIVE STRUCTURE
- MISSION AND STRATEGIC OBJECTIVES
- MANAGEMENT SYSTEM
- STAKEHOLDERS ENGAGEMENT
- GLOBALIZATION





shmyo@gelisim.edu.tr

THE BROCHURE FOR THE SCHOOL OF HEALTH SERVICES AND ALL ITS DEPARTMENTS HAS BEEN PUBLISHED.

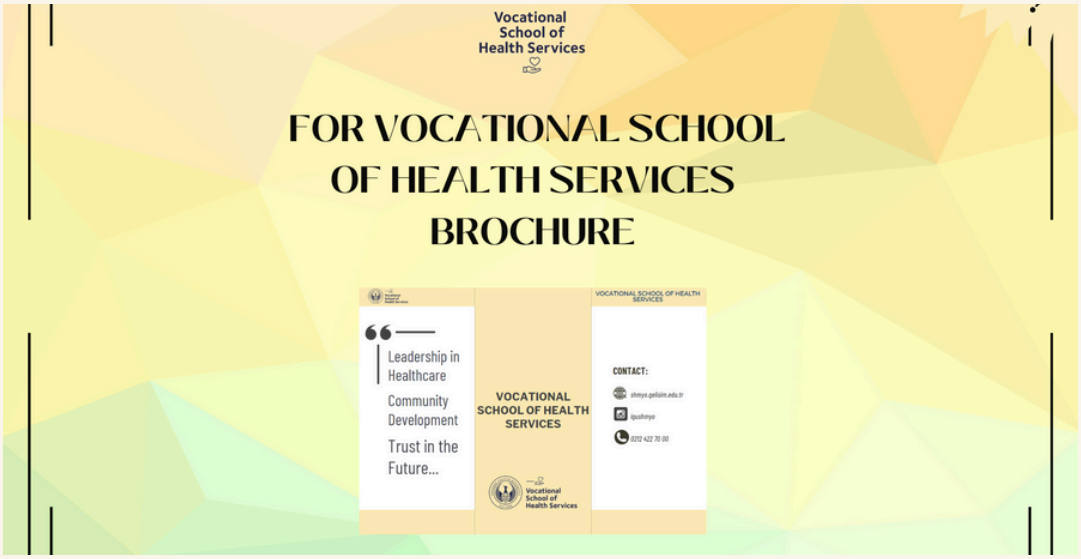

To access the brochure for the School of Health Sciences and all programs, click here.



ISTANBUL GELISIM UNIVERSITY 2024-2028 STRATEGIC PLAN PUBLISHED

To access Istanbul Gelişim University's 2024-2028 Strategic Plan, click here.

SECTIONAL IMAGE FORMATION IN MEDICAL IMAGING



Assistant Prof. Vesile KÜÇÜK
Vocational School of Health Services
Medical Imaging Techniques

Cross-sectional imaging is the imaging of the body area to be examined by slicing it at certain intervals. Since the area of the body to be examined is scanned cross-sectionally at regular intervals in cross-sectional imaging, it is possible to perform a very detailed examination with these methods. The advantage of cross-sectional imaging is that there is no overlapping (superposition) of cases in the imaging area. In this method, since many cross-sectional images are created from the same region, a more detailed radiological examination can be performed. In addition, since digital devices are used in cross-sectional examination methods, the intensity and contrast of the image on the screen can be adjusted, thus preventing film repetitions.

Computerized tomography (CT), magnetic resonance imaging (MR), ultrasound (US), and radionuclide imaging (RG) methods are cross-sectional imaging methods; however, each method has its own characteristics. To mention briefly:

1. Computed tomography was first developed by the British Godfrey Newbold HOUSFIELD in 1972. CT is a cross-sectional imaging method created after X-rays passing through the body area to be examined are detected by detectors and processed on the computer. In the CT method, a digital image is created by scanning the beginning and end points of the sections with the scanning projection method. This is called a skenogram (guide image and topogram). To create an image with the CT method, the area to be examined must be located in the gantry (tunnel) cavity of the CT device. The X-rays passing through the patient are detected by the detector and converted into light pulses by hitting the scintillation crystal in the detector. These light pulses are digitized, and after reconstruction/reformation, the CT image is displayed on the monitor.
2. Magnetic resonance was developed by American Paul C. Lauterburr (1929) in 1973. MR is a cross-sectional examination method of soft tissue created by radio signals emitted from the examination area as a result of the excitation of protons in the nucleus of hydrogen atoms in the patient's body placed in the magnetic environment by radio frequency waves. MR is a method that mainly examines soft tissues. Since the image in the MR method consists of radio signals emitted from the hydrogen atom in the examination region, intense signals are emitted from the regions where hydrogen atoms are abundant. The radio signals emitted from the regions with fewer hydrogen atoms are less intense. The energy carried by intense radio signals is different from the energy of less intense radio signals. Accordingly, since different parts of the image material will be exposed to different levels of energy, different darkening tones will occur on it. These tone differences also form the image.
3. The ultrasound (US) method is a cross-sectional examination method of soft tissues based on the reflection (echo) of high-frequency ultrasonic waves that cannot be heard by the human ear sent to the body area to be examined from different tissue surfaces. The ultrasonic waves generated in devices called transducers/transducers by using piezoelectric phenomena and sent to the examination area are reflected at different wavelengths from different tissue surfaces, and these waves can be detected by the transducer (probe/headset) and digitized in the computer system and can be examined on the monitor as an ultrasonic image.
4. Finally, when we look at the Radionuclide Image (RG) method, we can say that it is the method of imaging the distribution of radioactive substances given to the organism in the organs or tissues to be examined. Gamma rays emitted from radioactive substances administered to the organism are detected by detectors after leaving the patient's body and converted into light pulses in scintillation crystals. These light pulses are converted into electrical energy in PMT elements and digitized in the computer system through various electronic circuits and can be examined on the monitor as RG.

REFERENCES

1. KUMRULAR, R. K. & POLAT, A. (2021). Advanced Biomedical Imaging Technologies in Clinical Applications. European Journal of Science and Technology, 207-221.
2. AYDOĞDU, A., AYDOĞDU, Y., YAKINCI, Z. D., Recognition of Basic Radiological Examination Methods, I.Ü. Journal of Vocational School of Health Services, ISSN: 2147-7892, Cilt 5, Sayı 2(2017)
3. KOCAER, A. F., How to occur image x-ray film-BOOK, ISBN: 978-605-245-650-7 (2018).
4. MEGEB, Radiological Image Formation (2011), Course Book.

EDUCATION





- PROGRAM DESIGN, EVALUATION, AND UPDATING
- PROGRAM IMPLEMENTATION (STUDENT-CENTERED LEARNING, TEACHING, AND ASSESSMENT)
- LEARNING RESOURCES AND ACADEMIC SUPPORT SERVICES
- FACULTY MEMBERS





LATETS NEW FROM SHMYO

On November 12, an event titled "Preparing for Disaster Day" was organized by Dr. İlksen Sarı O., Head of the Autopsy Assistance Program.

I AM PREPARING MY OWN EARTHQUAKE KIT





The theme of the event was "I Am Preparing My Earthquake Kit," and children who stopped by the booth learned about the critical components of an earthquake kit. Students who were interested in taking part were given questions about earthquakes, and those who answered correctly received an empty earthquake kit to fill.



STUDENT SPOTLIGHT

Interview



Ulaş Zorlu

Medical Imaging Techniques Program

Graduate student Ulaş ZORLU, Medical Imaging Techniques, Istanbul Gelisim University 2024.

Being able to graduate from this department, which was my high school dream and something I had been looking forward to for six years, makes me extremely happy. Dreaming about the medical imaging department is more difficult than studying, I can say. The reason for this is that, regrettably, everyone in my immediate vicinity—particularly my family—is unaware of the department.

The most common questions I have been asked are, "Do you read radio and television?" "Are you a voyeur?" and "Radiation kills." They only think about the harms of radiation, that radiation is deadly and dangerous, and decide in their minds that it is harmful. They are not aware that it is used to treat cancer and many other diseases.

Since I was constantly receiving feedback like this, my ambition and enthusiasm for the department increased day by day. I researched continuous recording devices and their development from the past to the present. This was the biggest factor in my choosing Gelişim University. Not compromising on education, our instructors being experts and well-equipped in their fields, the value they give to their students, the quality education they offer, the seminars and symposiums held in our field, and many more.

During my 2-year education period, we carried out many social responsibility projects within the opportunities offered by our school to us students, and in this project, we introduced our field of radiation.

Finally, I would like to state that I am very confident that I will be very successful in the field of Medical Imaging Technician, which I have focused on and developed myself in my academic life, based on MUSTAFA KEMAL ATATÜRK's words, "Entrust Me to Turkish Doctors.".

I would like to express my gratitude and thanks to my family for allowing me to pursue my dreams, to my friends who have been there for me in all my projects using all their means, to my program director and other professors who have believed in me in my academic life, supported me in all my projects, and shed light on my path with their knowledge and experience.

RESEARCH AND DEVELOPMENT



- ADMINISTRATION OF RESEARCH SOURCES AND RESEARCH PROCESSES
- RESEARCH COMPETENCE, COLLABORATION, AND SUPPORT





TUBITAK PROJECT

Lecturer Emek UÇARMAN participated as a trainer in a 5-day training held in the Erdemli district of Mersin for the project titled "My Teacher is Innovative, My Character is Positive: Supporting Character Strengths in Early Childhood". This project was supported within the scope of TÜBİTAK 4005 Innovative Educational Approaches Science and Society Program, under the 2023/1 Call Period.



DESTEK PROGRAMLARI 4005

ERDEMLİ BİLİM VE SANAT MERKEZİ

TÜBİTAK 4005-YENİLİKÇİ EĞİTİM UYGULAMALARI DESTEKLEME PROGRAMI

ÖĞRETMENİM İNOVATİF, KARAKTERİM POZİTİFİ: ERKEN ÇOCUKLUK DÖNEMİNDE KARAKTER GÜÇLERİNİN DESTEKLENMESİ EĞİTİMİ
(11-15 KASIM 2024)

Sayın Emek UÇARMAN

TÜBİTAK 4005-Yenilikçi Eğitim Uygulama Programı 2023/1 Çağrı Dönemi 123B890 proje numarası ile desteklenen ve Erdemli Bilim ve Sanat Merkezinde 11 Kasım - 15 Kasım 2024 tarihleri arasında gerçekleştirilecek olan "Öğretmenim İnovatif, Karakterim Pozitifi: Erken Çocukluk Döneminde Karakter Güçlerinin Desteklenmesi Eğitimi" isimli proje kapsamında gerçekleştirmek üzere davetli olduğunuzu bildirmekten onur duyarım.

Saygılarmla...

Dr. Güney DENGİZ
Proje Yürütücü



SOCIAL CONTRIBUTION





- MANAGEMENT OF SOCIAL CONTRIBUTION PROCESSES AND SOURCES
- SOCIAL CONTRIBUTION PERFORMANCE





COMMEMORATION

İSTEMİ BETİL



İstemi Betil was a Turkish cinema, theater, and TV series actor and voice actor. He is widely known for his role as "Laz Ziya" in the television series Kurtlar Vadisi. The artist, who has worked as a voice actor in many projects, has voiced important characters such as Gandalf in the Lord of the Rings series and has voiced artists such as Kirk Douglas and Anthony Quinn. Betil, who has worked as a voice actor in many projects, has voiced important characters such as Gandalf in the Lord of the Rings series. Betil has also voiced artists such as Kirk Douglas and Anthony Quinn.

He also took part in TV series. He became known for his role as “Laz Ziya” in the TV series Kurtlar Vadisi. He died in his house in the Çiftlikköy district of Yalova on November 12, 2011. A ceremony was held for İstemi Betil (68) at the İstanbul State Theater Üsküdar Tekel Stage. Betil’s ex-wife Asuman, his daughters İrem and Senem Betil, family members, as well as TV, cinema, and theater actors Ömer Olcay, Levent Öktem, Işıl Yücesoy, Güven Hokna, Gürkan Uygun, Can Gürzap, Nur Subaşı, Zafer Ergin, Atilla Olgaç, and many artists attended the ceremony. In her speech, artist Işıl Yücesoy stated that İstemi Betil was a friend of Zzsabir, with whom she studied side by side at the conservatory for 5 years, played together in TV series in her professional art life, and shared many things.

Yücesoy said in her speech, “You can rarely find a person as respectful, distant, friendly, and fatherly as İstemi. He never changed his line. He supported us all during his conservatory years. My heart aches more than I can describe with his death,” he said. Artist Zafer Ergin also expressed his feelings as “We worked with Betil for years. We lost him at a young age. He had so much more to do.”

Atilla Olgaç also said, “He was a friend of mine whom we played together in TV series and loved very much. He was a quality artist.” İstemi Betil’s daughter Senem Betil also said, “He was our everything. He was our life. He died of a heart attack.” Artist Betil’s daughters, İrem and Senem Betil, who were seen to be very sad and crying during the ceremony, kissed their father’s coffin later. Following the ceremony here, Betil’s coffin was carried on shoulders and placed in an ambulance. Betil’s body was laid to rest in Karşıyaka Cemetery after the funeral prayer held at Karşıyaka Mosque after the noon prayer in Ankara the next day.

References

https://www.biyografya.com/biyografi/18353

BIBLIOPHILE







The Left Hand of Darkness (1969)
(TR: Karanlığın Sol Eli)
Author: Ursula K. Le Guin

The novel takes place on the planet Gethen. Gethen is a world where gender, in the traditional sense, does not exist. The inhabitants of Gethen are biologically neutral and undergo a process called "kemal" once a year, during which they temporarily experience gender identity as either male or female. In a world where there are no gender roles or binary structures in society, the people of Gethen live without gender.

One of the main characters of the novel, Genly Ai, is a human space explorer who arrives on the planet Gethen. His mission is to establish diplomatic relations between the planet and humanity. However, he struggles to understand the unusual gender structure of the planet. Genly's understanding of the Gethen people's social structures and perceptions of gender clashes with the traditional norms he has learned in his own world. This allows for the exploration of another key theme in the novel: questioning cultural differences and prejudices.

In the Hugo and Nebula Award-winning novel The Left Hand of Darkness, Ursula K. Le Guin uses her pen to raise profound philosophical questions about human nature, identity, and social norms.

Altered Carbon (2002, 2003, 2005)
(TR: Değiştirilmiş Karbon Serisi)
Author: Richard K. Morgan

The series is a science fiction masterpiece that deeply examines the impact of technology on humanity, set in a dystopian future. The first book in the series, Altered Carbon (2002), explores the theme of immortality, focusing on a technology that makes it possible to digitally transfer human consciousness into another body. In this world, the wealthy can achieve immortality by transferring their consciousness into new bodies, making this technology a privilege accessible only to a select few. Takeshi Kovacs, a former soldier, is hired to investigate a murder, and through this process, the complex relationship between humanity, class divisions, ethics, and technology is explored.

The series continues with Broken Angels (2003) and the third book, Woken Furies (2005), expanding on the themes of Altered Carbon and following the story from the first book.

This series stands out not only for its action and science fiction elements but also for its exploration of humanity's fragility in the face of the limitless opportunities and ethical challenges presented by technology. These works form a deep and dystopian narrative that questions both the opportunities and dangers that technology and the concept of immortality offer to humanity.

CINEMATOGRAPHY



The Pursuit of Happyness (2006)

(TR: Umudunu Kaybetme)

Dir.: Gabriele Muccino

The film tells the story of Chris Gardner's life. Gardner is a man struggling with financial difficulties, going through a divorce, and trying to survive with his 5-year-old son, Christopher. While he begins to live on the streets, he also works as an intern at a stock brokerage firm. However, this internship is unpaid, and it presents Gardner with an opportunity that will change his life.

Chris Gardner's story symbolizes the ability to rise again after losing everything and to fight for a better life despite all the hardships. Throughout the film, the moments of despair Gardner experiences show the audience how perseverance and faith can achieve great things, even in the darkest of times. Themes of fatherhood and sacrifice stand out, with Gardner's love for his son and his determination to shape a better future for him becoming a deeply impactful element of the film.

The Pursuit of Happyness is a film that not only tells a story of personal success but also narrates the journey of finding hope and love within oneself. Will Smith's incredible performance and the film's poignant storytelling remind viewers that no matter the obstacles life throws at us, we must never lose hope in order to overcome them.

Arrival (2016)

(TR: Geliş)

Dir.: Denis Villeneuve

The film focuses on the attempts of alien ships, which suddenly appear at 12 different locations around the world, to communicate with humanity. Dr. Louise Banks, a linguist, tries to establish communication with the aliens. Her task is to decipher the complex written language they bring. However, the film is not just about solving communication; it is also a journey to explore the non-linear nature of time, how language shapes perception, and humanity's place in the universe.

Arrival explores the central role language plays in how humans experience the world and the nature of time. Decoding the aliens' language leads Dr. Banks to experience both the past and future simultaneously, pushing her to understand the non-linear structure of time. The film is not only science fiction but also a deeply emotional and intellectually layered experience that challenges the human condition, offering its audience an unforgettable journey.

Arrival, as one of director Denis Villeneuve's masterpieces, goes beyond being just an alien-themed science fiction film. Written by Eric Heisserer, the film raises profound philosophical questions about language, time, memory, and humanity, encouraging the audience to think deeply.



UVERTÜR

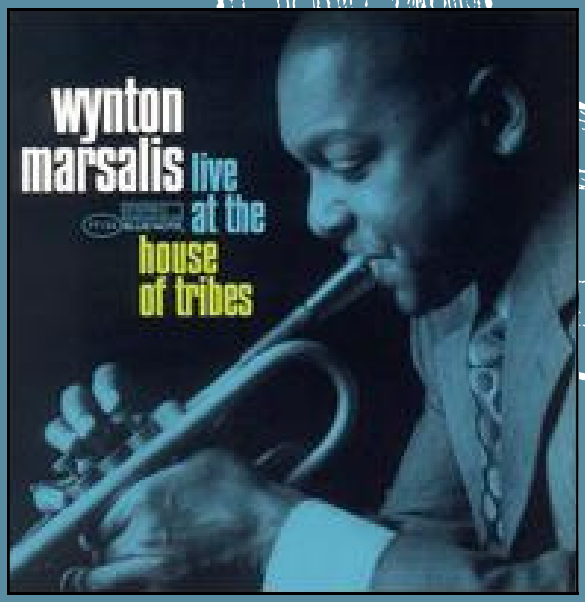

Live at the House of Tribes (2005)

Wynton Marsalis

"Green Chimneys" – 15:49
"Just Friends" – 17:48
"You Don't Know What Love Is" – 12:13
"Donna Lee" – 6:47
"What Is This Thing Called Love?" – 10:27
"Second Line" – 3:55

Length: 75:54
Genre: Jazz (Live Album)



The Blue Room (1999)

Coldplay

"Bigger Stronger" – 4:49
"Don't Panic" – 2:38
"See You Soon" – 2:51
"High Speed" – 4:16
"Such a Rush" – 4:57

Length: 18:35
Genre: Alternative Rock

NEXT MONTH IN ISTANBUL

MUSIC - FESTIVAL

1st December - Adamlar - Volkswagen Arena
4th December - Levent Yüksel - Jolly Joker Vadistanbul
6th December-Gülşen - İstanbul Congress Center Harbiye Auditorium
10th December - Ceylan Ertem - Enka Auditorium
11st-12nd December - Melike Şahin - Volkswagen Arena
15th December- Alessandro Safina - İstanbul Congress Center Harbiye Auditorium
21st December - Emel Sayın - Bostancı Performance Center
27th December - Kalben - Blind
31st December - Emre Fel - JJ Arena





THEATER - MUSICAL

2nd December - Afife - Zorlu PSM
6th December - Bir Baba Hamlet -Beylikdüzü Atatürk Cultural and Art Center
9th December - Kel Diva - Zorlu PSM
12nd December - Ata Demirer Gazinosu - Bostancı Performance Center
15th December - Zengin Mutfağı - UNİQ İstanbul
18th December - Yaşamak Güzel Şey Be Kardeşim-Beylikdüzü Atatürk Cultural and Art Center
21st December- Aşk Biter mi? - CKM
25th December - Kürk Mantolu Madonna - Avcılar Barış Manço Cultural Center
31st December- Hakiki Gala - Sahneport

YESTERDAY, TODAY, TOMORROW

CULTURE & ART



- November 1, 1998 - The European Court of Human Rights was established.
- November 2, 1917 - The Balfour Declaration, which foresaw the granting of a homeland to Jews in Palestine, was published.
- November 3, 1793 - French playwright, journalist and feminist Olympe de Gouges was executed by guillotine because of her ideas.
- November 4, 1737 - The San Carlo Theatre was opened.
- November 4, 1950 - The European Convention on Human Rights was accepted.
- November 6, 1981 - The Council of Higher Education (YÖK) was established in Turkey.
- November 9, 1936 - The Montreux Convention Regarding the Straits came into force.
- November 9, 1989 - The Berlin Wall was torn down.
- November 14, 1919 - Fuat Uzkınay shot the first Turkish film, The Fall of the Russian Monument in Ayastefanos.
- November 15, 1920 - The first meeting of the League of Nations was held in Geneva, Switzerland.
- November 16, 1945 - UNESCO (United Nations Educational, Scientific and Cultural Organization) was founded.
- November 18, 1928 - The first screening of Mickey Mouse, a cartoon created by Walt Disney, was held.
- November 21, 1936 - The first issue of Life magazine was published.
- November 26, 1991 - Michael Jackson released his 4th professional music album, Dangerous.
- November 26, 1942 - The first screening of the movie Casablanca was held in New York

HEALTH & SCIENCE



- November 3, 1957 - The Soviet Union launched Sputnik 2, carrying a dog named Laika, the first animal to go into space, into Earth orbit.
- November 8, 1895 - German physicist Wilhelm Röntgen discovered X-rays.
- November 11, 1966 - NASA launched Gemini 12 into space.
- November 12, 2014 - The Philae probe, which separated from the Rosetta spacecraft, landed on comet 67P.
- November 14, 1969: The second manned interim mission, Apollo 12, was launched to the Moon.
- November 14, 2003 - The farthest trans-Neptunian object, 90377 Sedna, was discovered.
- November 16, 1881 - NGC 281 was discovered by Edward Emerson Barnard.
- November 17, 1970 - Lunokhod 1 landed on the Moon.
- November 20, 1985 - Microsoft released Windows 1.0.
- November 21, 1969 - The first definitive line of ARPANET, the predecessor of the Internet, was established.
- November 21, 1877: Edison invented the sound recorder (phonograph).
- November 21, 1905: Albert Einstein published his article containing the formula E=mc2, revealing the formula for the relationship between energy and mass.
- November 21, 2001: A hydrogen-containing atmosphere was found on a planet called Osiris, located outside the solar system.
- November 24, 1859 - Charles Darwin's work "The Origin of Species" was published

INVENTIONS AND DISCOVERIES

Organ Transplantation



Organ transplantation is the transfer of a healthy organ or part of it from a donor to replace the damaged or non-functioning organ of the recipient. Organ transplantation, one of the greatest medical discoveries, restores life to millions of people every year. This revolutionary treatment method, which began in the 20th century, has become more accessible today with advanced surgical techniques.

Scientists first experimented with organ transplants between animals and later between humans. The first successful transplant was performed on a deer in 1837. The first successful cornea transplant in humans was carried out by Eduard Zirm in 1905. In the early 1900s, French surgeons Alexis Carrel and Charles Guthrie advanced the surgical techniques of arterial and venous transplants. Carrel won the Nobel Prize in Physiology or Medicine in 1912 for his work. The first successful kidney transplant took place in 1956 in Boston. Dr. Joseph Murray and his team successfully performed a kidney transplant between identical twins. This development proved that organ transplantation is a reliable treatment method. In the 1960s, heart and liver transplants began to be performed. In 1967, Dr. Christiaan Barnard performed the world's first successful heart transplant in South Africa.

The future of organ transplant technologies includes 3D printing of organs, the transplantation of animal organs into humans, and stem cell therapies.
For patients whose quality of life has declined or whose life is at risk due to organ failure, organ transplantation is often the only solution. After the transplant, patients can regain their health and return to their daily lives.



Source: https://tr.wikipedia.org

Vocational School of Health Services

TÜRKİYE CUMHURİYETİ'NİN YÜZÜNCÜ YILI

BIBLIOGRAPHIC INFORMATION

VOCATIONAL SCHOOL OF HEALTH SERVICES

Director of the Vocational School of Health Sciences
Professor Mustafa NİZAMLIOĞLU

Assistant Director of the Vocational School of Health Sciences
Assistant Professor Nurcihan TAN ERKOÇ

Assistant Director of the Vocational School of Health Sciences
Lecturer Ali KARAAĞAÇ

PUBLISHERS & EDITORS

Asst. Prof Seçil KIRLANGIÇ ATAŞEN
Asst. Prof İlksen SARI O
Lecturer Mehmet GÖL
Lecturer Fadime Aybüke KILIÇ
Lecturer Çağdaş ADIÖREN
Lecturer Raheela ZAHEER

Coordinator
Lecturer Emek UÇARMAN

shmyo@gelisim.edu.tr